



PANDA SCANNER ALL OVER THE WORLD

www.panda-scanner.com
info@panda-scanner.com

Chengdu | Ziyang | Suzhou | Ningbo | Hong Kong | Brazil | USA

PANDA smart



Danda 
Scanner



Smaller and Lighter

Only 138g
221x27x25mm



Faster and More Accurate

1 min ultra-fast scan
7 µm ultra-high accuracy





Plug and Play

No power adapter needed



New Designed Tip

White ● Silver ●
50-100 autoclaving cycles
More ergonomic



New Collection

The art of intraoral scanners

- Crystal White
- Radiant Silver
- Sparkly Purple
- Ice Blue
- Lightsaber Red
- Champagne Gold
- Laguna Blue





Silence Operating Process

Transforming your dental appointment into a calming and stress-free experience.



One Button, Infinite Control

Control should be effortless, and innovation be intuitive. This design is aimed to simplify your interaction with products. With just a single press, you saved the effort to point with a mouse.



Motion Sensing

This innovative technology allows you to control your devices without any redundant touch, which provides you a hygienic operating environment.



Anti-fogging Technology

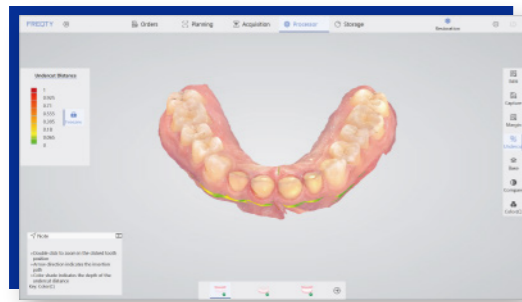
Our innovative instant heating technology prevents the frustration of fogged lens.

Ergonomic
Efficient
Innovative



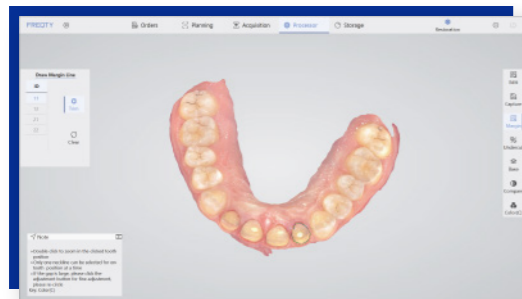
PAINDOVA
smart

SOFTWARE FEATURES



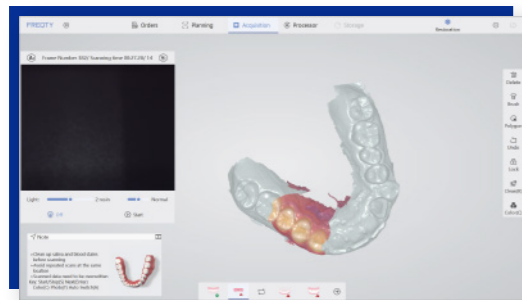
Undercut Check

Auxiliary confirmation in place, colour gradient indicates undercut, accurate prediction, and improves the communication efficiency between doctors and technicians.



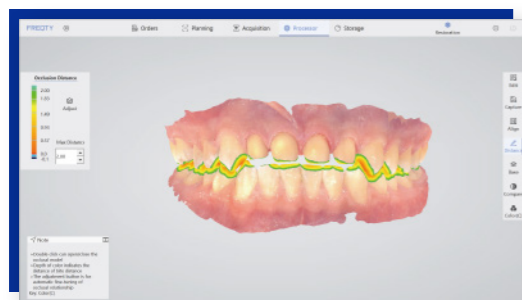
Margin Line Drawing

Draw accurate and clear margin lines, linking doctors and technicians to reduce rework.



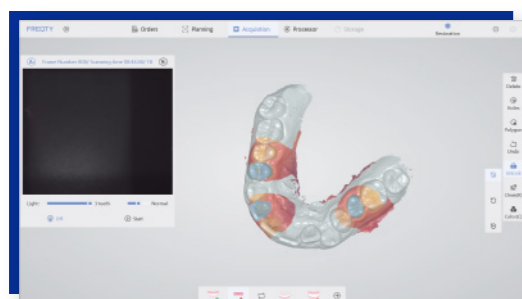
Pre-preparation Scan

Obtain pre-preparation tooth state, retain bite data, and reshape the original good teeth.



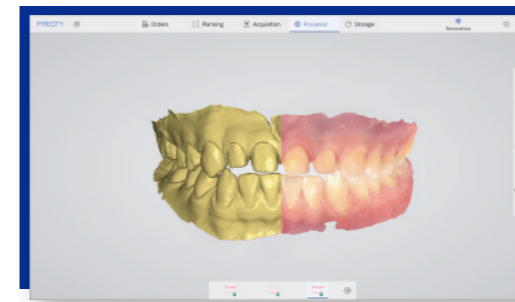
Bite Check

Color gradient indicates distance, accurately judges the restoration distance and assists in improving the effect of tooth preparation.



Lock Data

Locks the tooth position to prevent data loss and reject excess data interference.



Color Switch

True color jaws, clearly restore details, one click to switch colors, and check model data comprehensively.



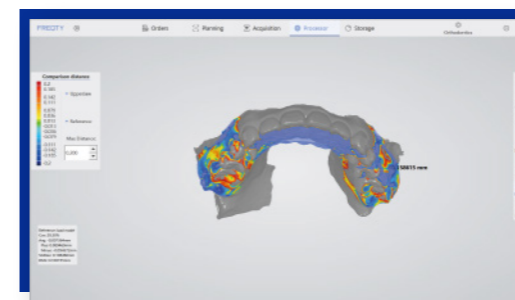
AI Intelligent Scan

Easily identify soft and hard tissues, eliminate redundant data, and make accurate dental models.



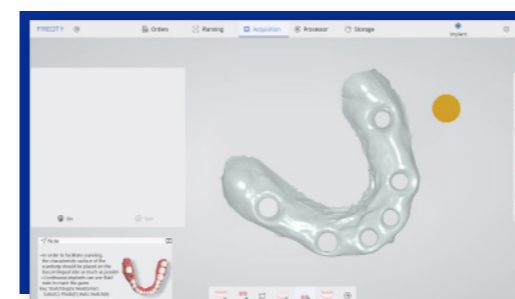
Orthodontic Simulation

Generate simulation animations to help doctors and patients communicate, share quickly, and promote orders.



Disease Course Monitoring

Full-cycle diagnosis and treatment monitoring, comparative observation of model differences, simultaneous analysis, comprehensive upgrade of diagnosis and research.



Cuff Tool

Clear cuff data, avoid tissue interference and lock automatically, significantly improving data reliability.

APPLICATIONS

Implant



Data Acquisition



CAD - Implant Surgery Planning



3D Guide Printing



Dental Implant



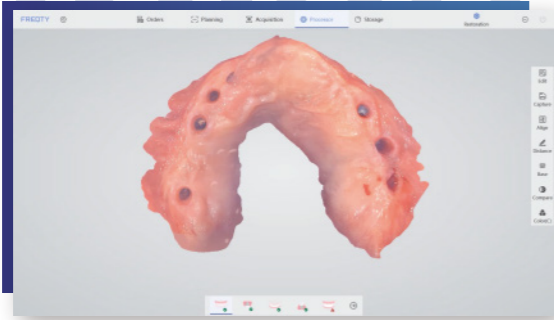
Secondary Data Acquisition



Make Dental Crowns



Fitting Crowns



Restoration



Data Acquisition



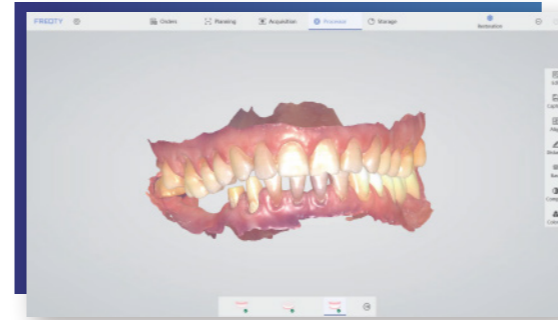
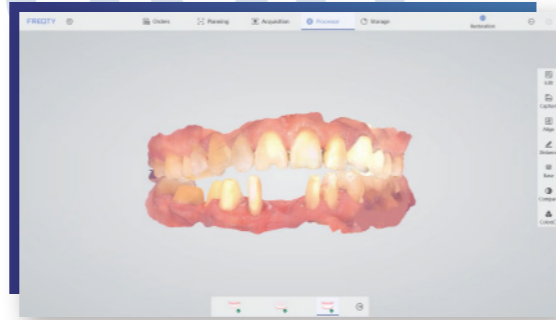
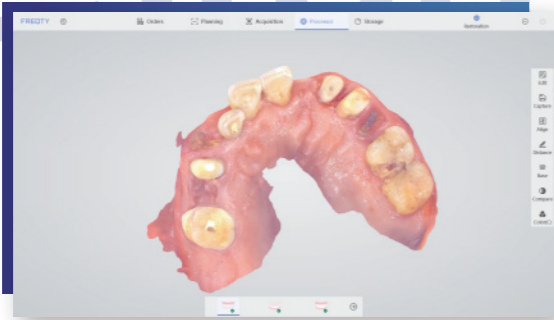
CAD - Restoration Design



CAM - Crown Milling - Wear Crowns



Fitting Dentures



Orthodontics



Data Acquisition



CAD - Orthodontic Plan




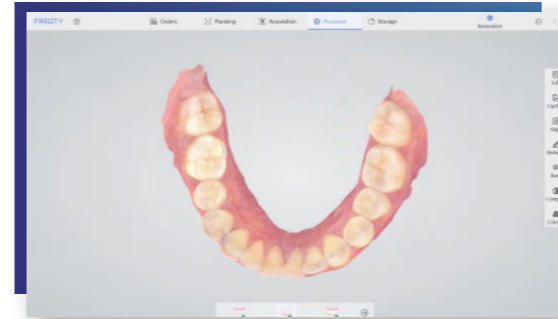
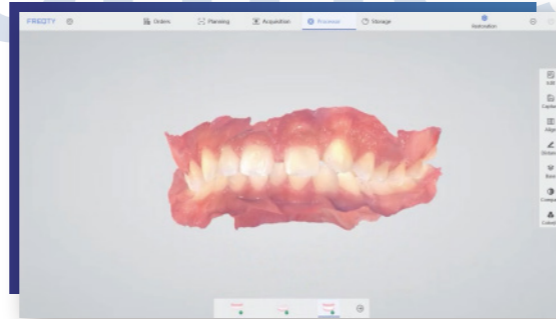
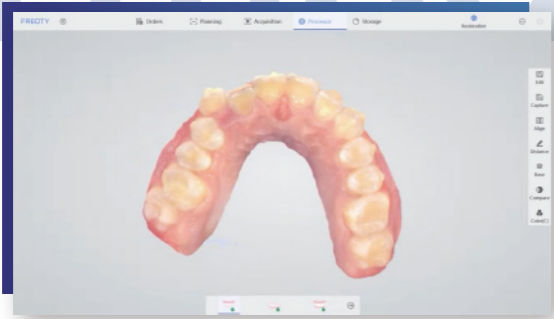
3D Model Printing



Make Aligners



Fitting Aligners



SPECIFICATIONS

PRODUCT INFORMATION

Category	PANDA smart
Anti Fog System	Intelligent Heating
Accuracy	≤7μm
Precision	≤5μm
Handpiece Weight	138g (192g with cable)
Handpiece Dimension	22x27x25mm
Handpiece Enclosure	High-strength Aviation Aluminum Alloy
Scan Field	18x16mm
Scan Depth	0-20mm
True Color	Full HD
Tips	x6 (Autoclavable)
Tip Autoclave Cycle	50-100 Times
Data Interface	USB3.0
Cable Length (m)	1.85m



SOFTWARE

Category	PANDA smart
Types of Scanning	Orthodontics, Implant, Restoration
Image Capture	Yes
3D Data Preview	Yes
Output Files	STL, PLY, PTY (Encrypted for user)
Cloud Service	Yes
Cloud Service Price	5GB/Free
Direct Compatibility with Dental CAD	Exocad*
Main Image Processing Tools	Trim/Edit/Recover/Lock, etc.
Margin Line Drawing	Yes
Occlusal Match	Yes
Undercut	Yes
Data Comparison	Yes
AI Technology	Auto Tissue Remove, Overlap Correct, etc.
Software License	Free
Software Upgrade	Free
Transfer Data with API	Available

*All names, logos, brands and other trademarks featured or referred to within this brochure are the property of their respective trademark holders.

PC REQUIREMENTS

Category	PANDA smart
CPU	Intel i7-12700H/Intel i7-11800H or above
RAM	16G/32G
Hard Disk	SSD 512G or above
GPU	RTX2060/RTX3060 or above
Operating System	Windows10/11 64bit
Display	Resolution 1920×1080 and above

*Check the PC Recommendation Catalog on our website for more detail.

WARRANTY

Category	PANDA smart
Standard Warranty	2 years
Extended Warranty	2 years more available



CUSTOMER SUPPORT

Email: support@freqty.com

Toll Free Number (USA): 888-855-2562

WhatsApp (Global): +86 18108286761

